





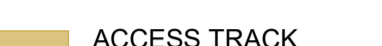



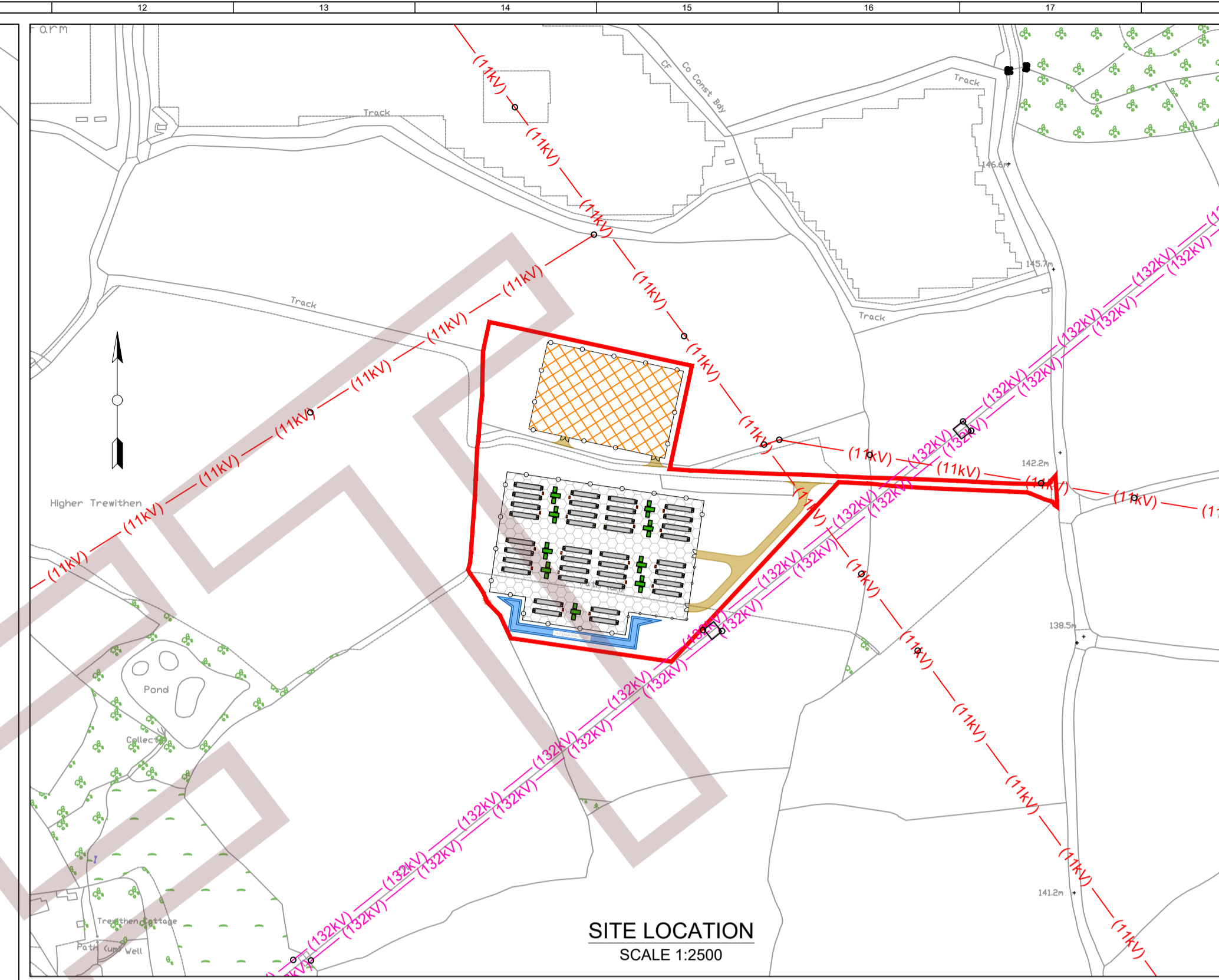
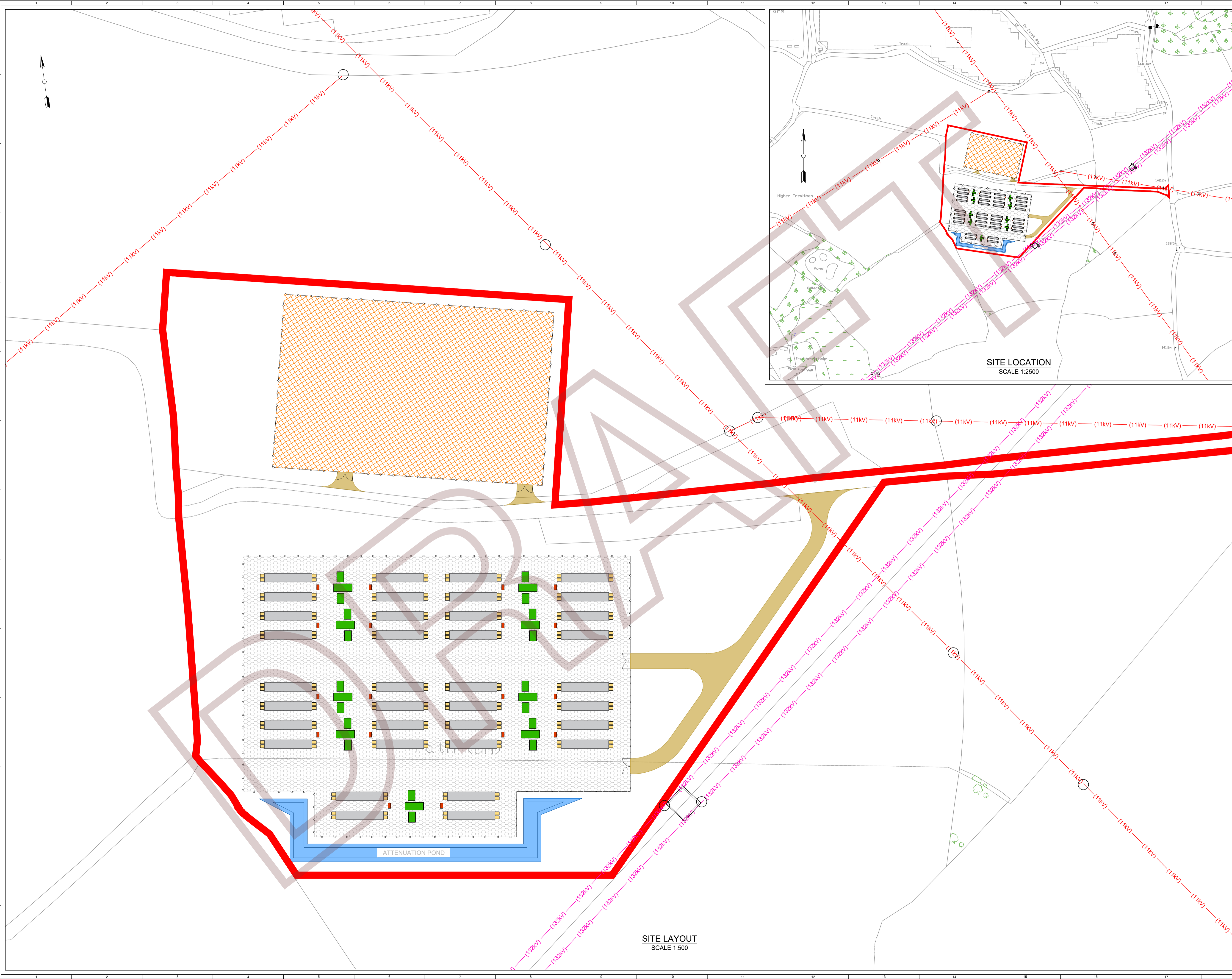


- KEY:**
- APPLICATION BOUNDARY (DENOTED BY OUTSIDE EDGE OF LINE)
  -  BATTERY CONTAINERS
  -  HVAC UNIT
  -  AGGREGATION PANEL
  -  132KV SUBSTATION
  -  PCS / TRANSFORMER
  -  FENCING UP TO 3m IN HEIGHT
  -  ACCESS TRACK
  -  SURFACE FINISH TYPICALLY COMPRISING COMPACTED TYPE 1, SINGLE SIZED STONE OR ASPHALT IF REQUIRED FOR EARTHING
  -  132KV (WESTERN POWER DISTRIBUTION RECORDS)
  -  11KV (WESTERN POWER DISTRIBUTION RECORDS)

- NOTES:**
1. SIZE, NUMBER AND ARRANGEMENT OF EQUIPMENT IS INDICATIVE ONLY.



**SITE LAYOUT**  
SCALE 1:500

ISSUE	DRAWN	CHKD	APPD	DATE	FIRST ISSUE
PURPOSE					COORDINATES
PRELIMINARY					OSGB 1936
SCALE					DATUM
AS SHOWN @ A1					N/A
LAYOUT DWG					T-LAYOUT NO.
N/A					N/A
PROJECT TITLE					
BRON COYS ENERGY STORAGE					
DRAWING TITLE					
PRELIMINARY INFRASTRUCTURE LAYOUT					
RES DRAWING NUMBER					REV
04873-RES-LAY-DR-PE-001					0
THIS DRAWING IS THE PROPERTY OF RENEWABLE ENERGY SYSTEMS LIMITED AND NO REPRODUCTION MAY BE MADE IN WHOLE OR IN PART WITHOUT PERMISSION					